

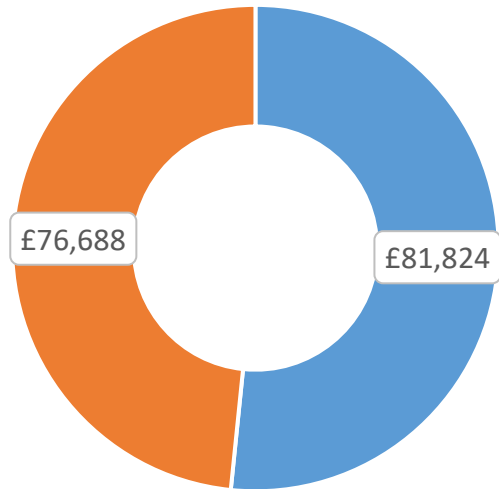
Financial Dash Board
Parish of
Our Lady and St. Thomas of Canterbury

YTD December 2021 Financial Year

Analysis of unrestricted income and expenditure 2021 versus 2020



2021



■ Income ■ Expenditure

2021 versus 2020 (YTD December)

Income increase £28,587
Expenditure decrease £4,979

Accounts in a much better position.

Note:

2021 Expenditure

excludes £6,850 to Diocese account

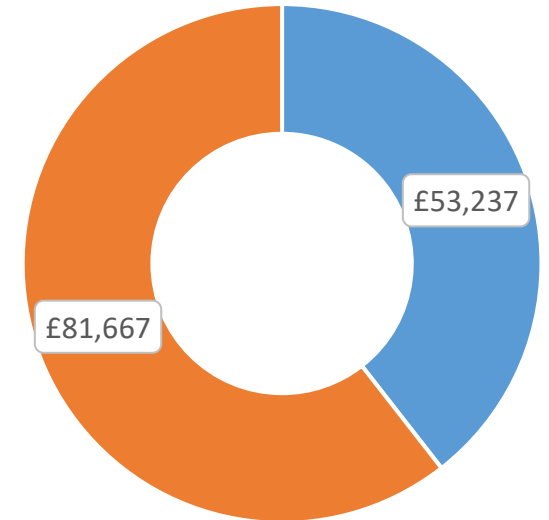
includes **£13,934 Levies**

2021 Income

excludes £2,000 from Diocese account

Net position Income positive to expenditure
£5,137

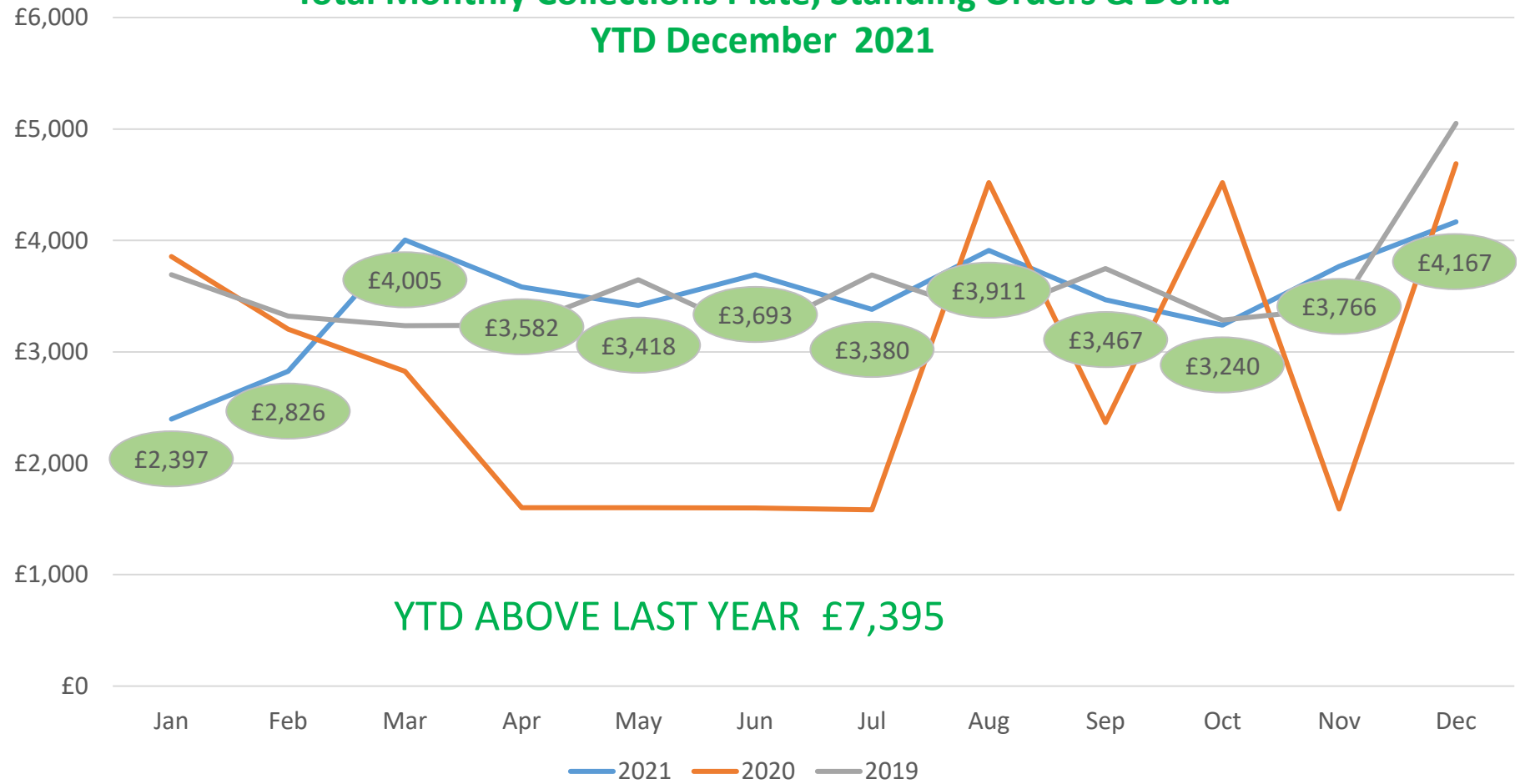
2020



■ Income ■ Expenditure



Total Monthly Collections Plate, Standing Orders & Dona YTD December 2021



YTD 2021 £41,343

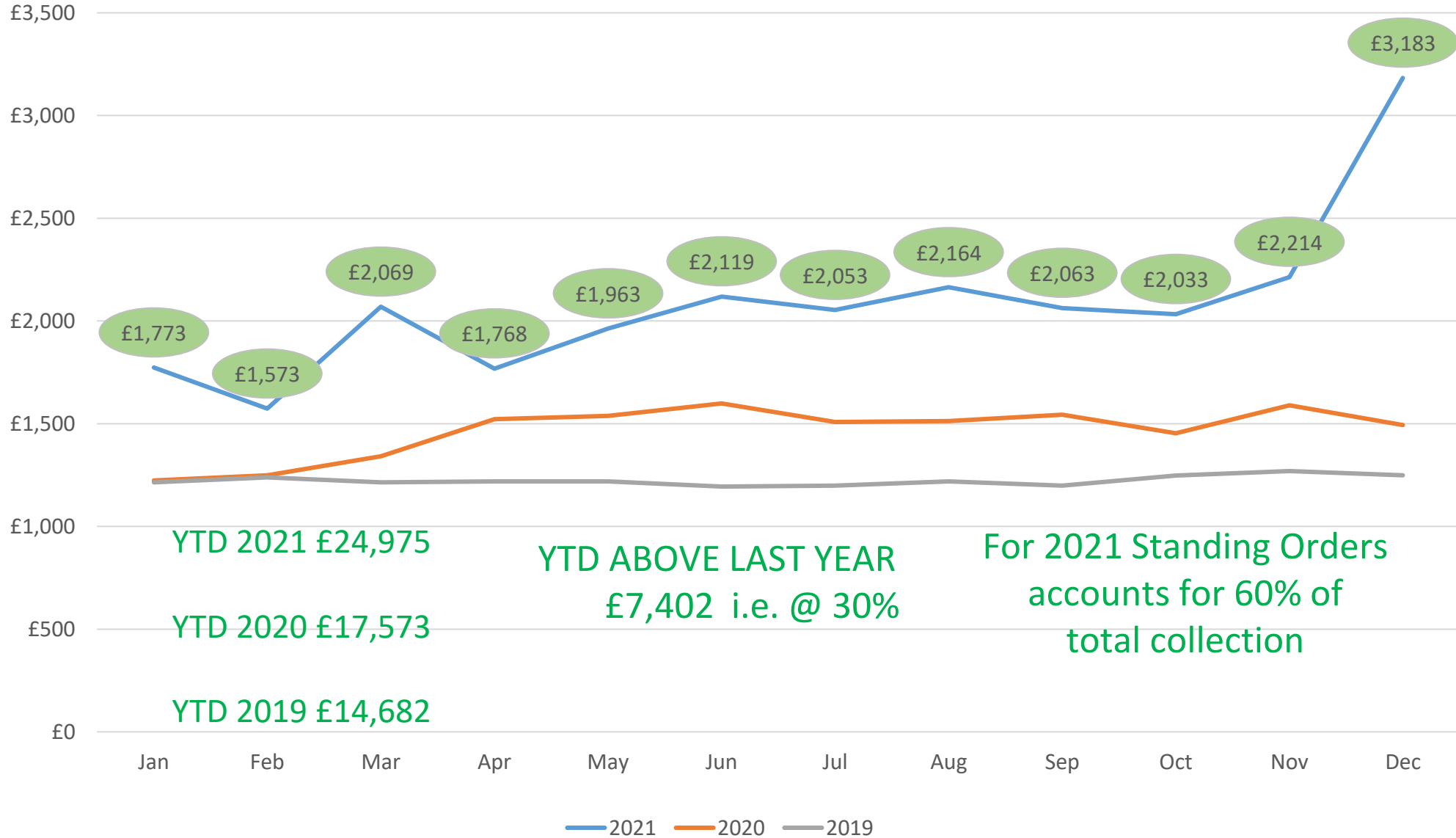
YTD 2020 £33,948

YTD 2019 £43,241

YTD ABOVE LAST YEAR £7,395



Total Monthly Collections by Standing Orders YTD December 2021



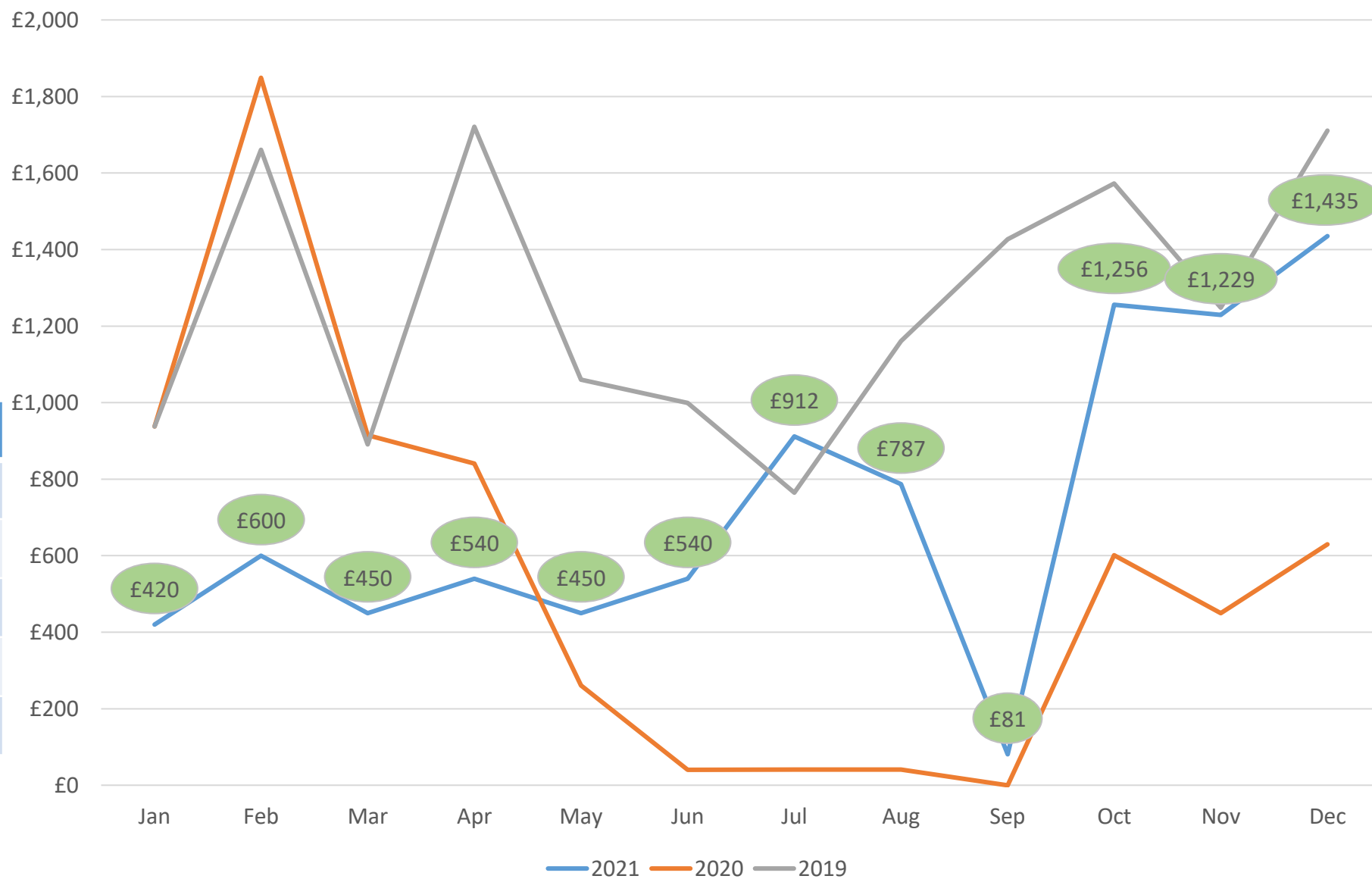


Total Monthly Income from Hall Rental YTD December 2021

YTD 2021 £8,700

YTD 2020 £6,608

YTD 2019 £15,155



Company	2019	2021
Stepping Stones	£10,422	£7,507
The Hub	£765	£0
Vonnie Yoga	£1,971	£0
Total	£13,158	£7,707
Difference		£5,451

New Rentals 2021

- Wymondham Choristers

Analysis of Property Expenditure 2021, 2020, 2019



Property Expenditure YTD December 2021 v's 2020 v's 2019

Factor	2021	2020	2019
Church & Hall Maintenance	£12,505	£16,648	£26,005
House Maintenance	£1,647	£937	£2,354
Council Tax / Rates / Rental	£2,172	£2,109	£3,289
Utilities	£6,332	£7,017	£7,193
Insurance	£1,261	£420	£0
Other	£7,334	£9,878	£6
Totals	£31,251	£37,009	£38,847

Key Points of Note:

Other:

- £4,106 Keystone Sound
- £676 Hall Cleaning
- £1,140 Priests House
- £404 Fridge